



Dialogue 6: Bridging the Digital Divide

*ASEAN ICT Dialogue:
“Empowering Economies, Communities and Innovation
Through the ASEAN ICT Master Plan”*

24-25 Oct 2011; Manila, Philippines

*Aurora A. Rubio
(aurora.rubio@itu.int)*

Head, ITU Area Office for South East Asia



Outline

- The Digital Divide
 - ICT Development Index (IDI), Global, Regional and ASEAN
 - ITU and ASEAN Collaboration
 - Call for Partnership
-

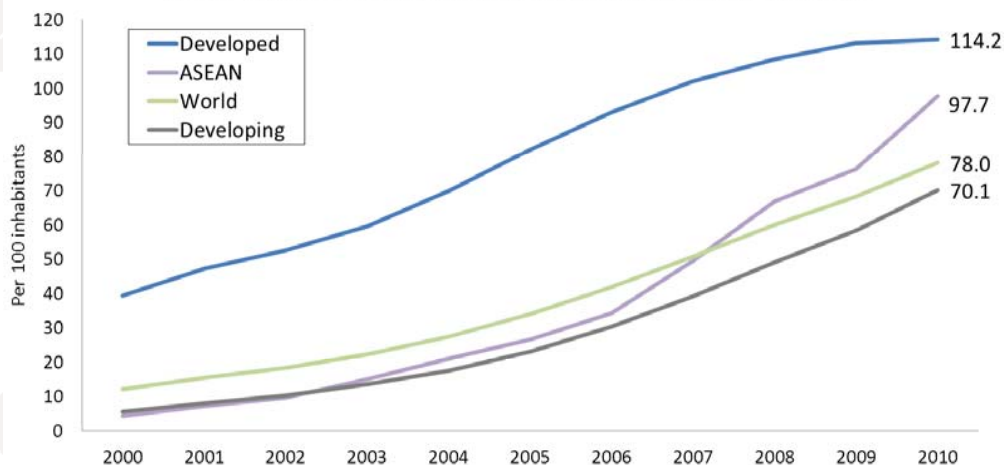


Digital Divide: *Which Side in the Divide?*

The ICT divide – a broadband divide

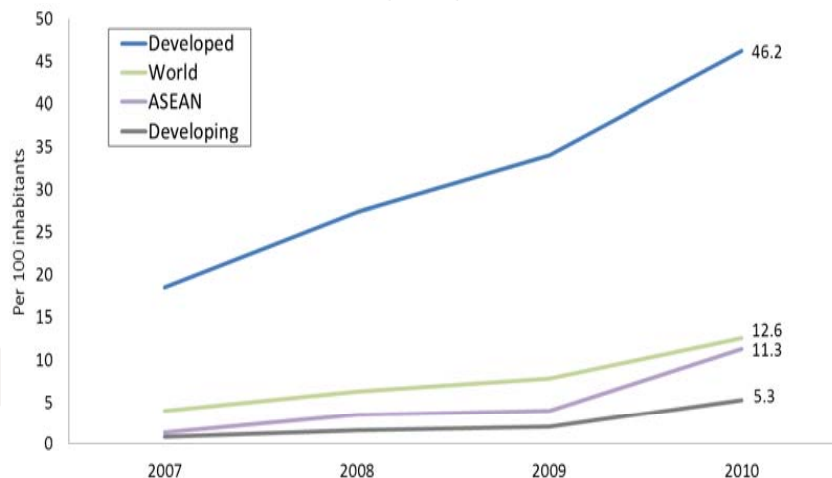


Mobile cellular subscriptions per 100 inhabitants, 2000-2010



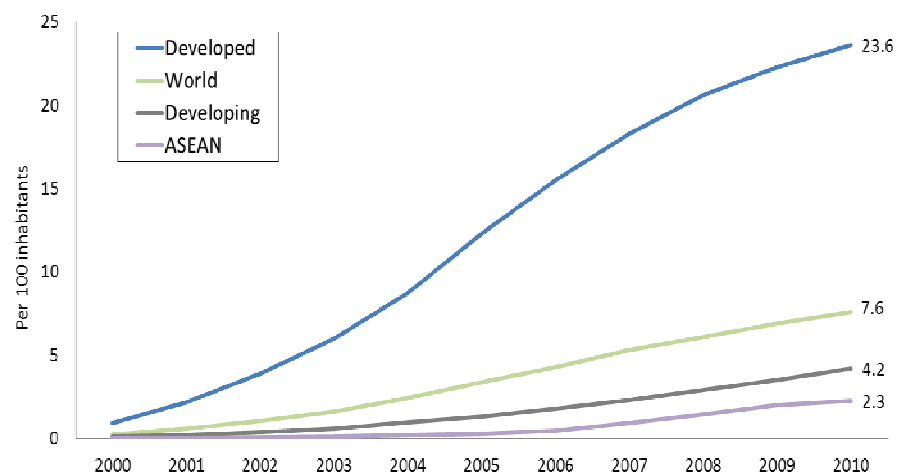
Source: ITU World Telecommunication /ICT Indicators database

Mobile broadband subscriptions per 100 inhabitants, 2007-2010



Source: ITU World Telecommunication /ICT Indicators database

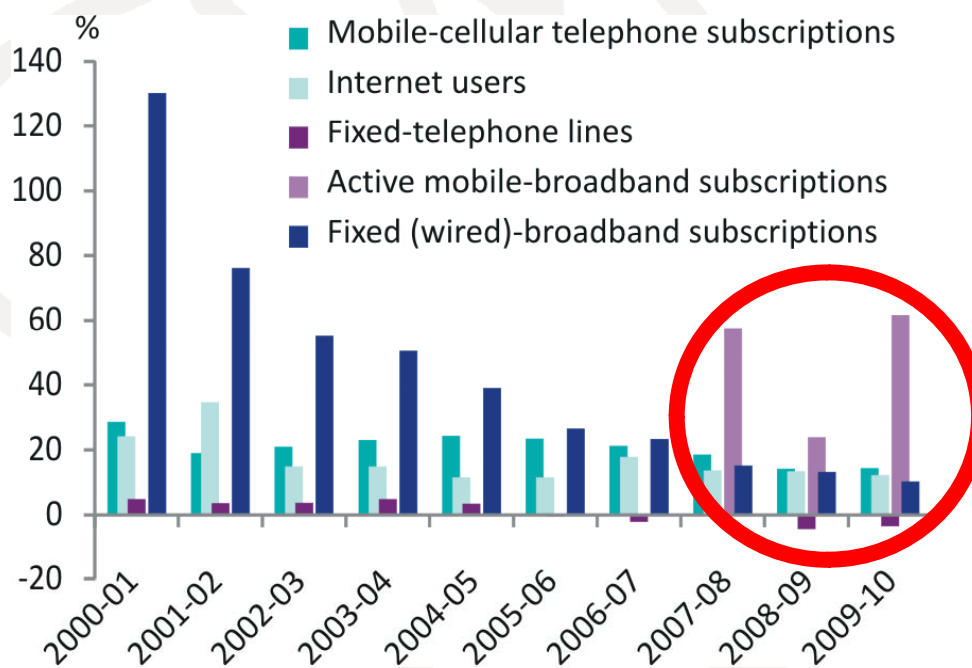
Fixed wired broadband subscriptions per 100 inhabitants, 2000-2010



Source: ITU World Telecommunication /ICT Indicators database

Mobile broadband leads the growth race

Key developments: 2009-2010 (a)

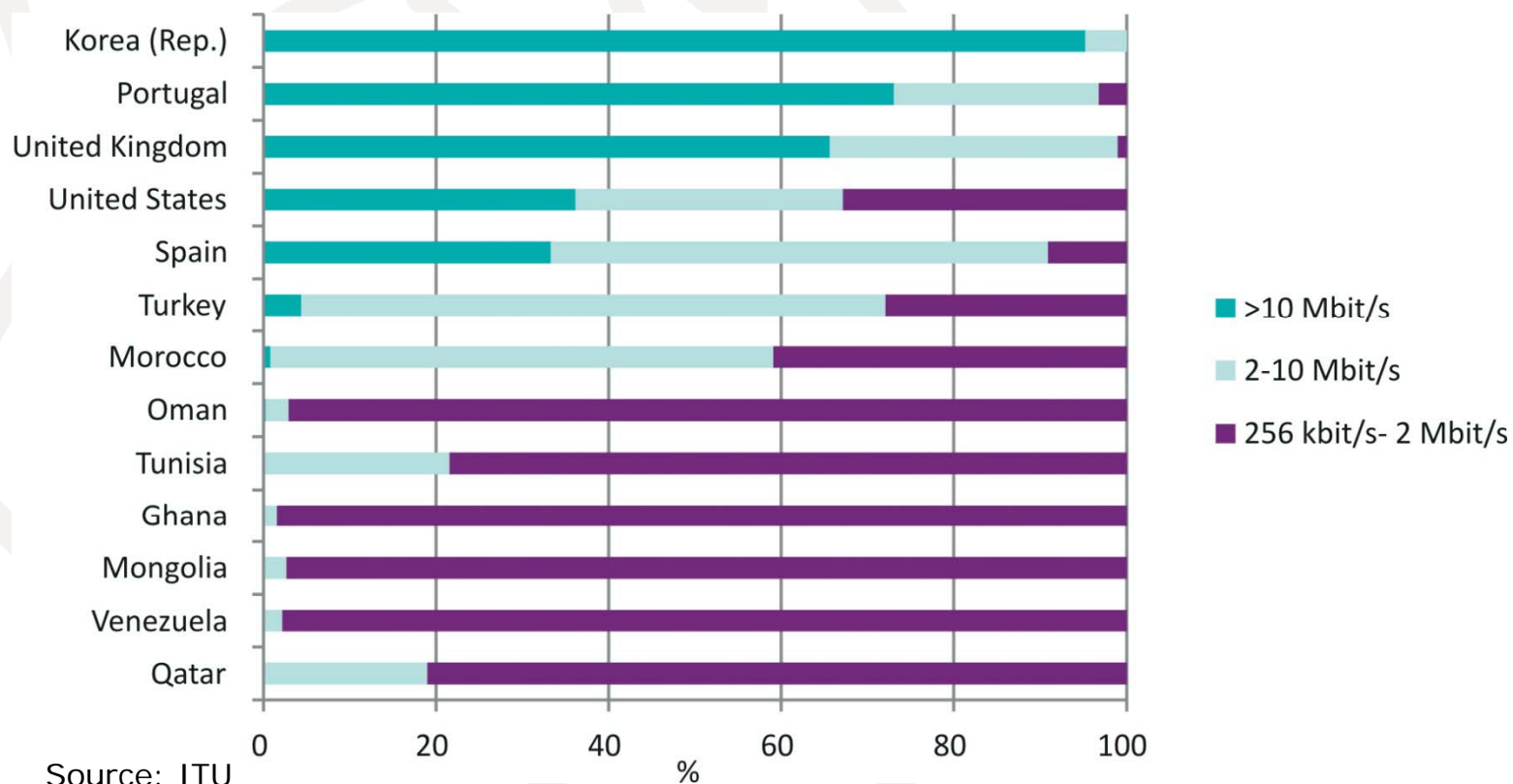


Source: ITU





The qualitative broadband divide: capacity, speed, QoS





Two benchmarking tools measuring ICT progress and affordability

IDI

- 11 indicators
- Three areas:
 - ICT access
 - ICT use
 - ICT skills
- 152 economies

IPB

- Entry-level price for three ICT services:
 - fixed telephone
 - mobile cellular
 - fixed-broadband Internet
- 165 economies
- Three calculations:
 - % of GNI p.c., US\$, PPP\$

Two years: 2008 and 2010

ICT Development Index (IDI) : Global (2010-2008)



Table 2.2 ICT Development Index (IDI), 2010 and 2008

Economy	Rank 2010	IDI 2010	Rank 2008	IDI 2008	Economy	Rank 2010	IDI 2010	Rank 2008	IDI 2008
Korea (Rep.)	1	8.40	1	7.80	Georgia	77	3.65	85	2.96
Sweden	2	8.23	2	7.53	Albania	78	3.61	81	2.99
Iceland	3	8.06	7	7.12	Lebanon	79	3.57	77	3.12
Denmark	4	7.97	3	7.46	China	80	3.55	75	3.17
Finland	5	7.87	12	6.92	Viet Nam	81	3.53	91	2.76
Hong Kong, China	6	7.79	6	7.14	Guinea	82	3.50	78	2.90
Luxembourg	7	7.78	4	7.34	Peru	83	3.52	76	3.12
Switzerland	8	7.67	9	7.06	Tunisia	84	3.43	82	2.98
Netherlands	9	7.61	5	7.30	Jamaica	85	3.41	79	3.06
United Kingdom	10	7.60	10	7.03	Mongolia	86	3.41	87	2.90
Norway	11	7.60	8	7.12	Iran (I.R.)	87	3.39	84	2.96
New Zealand	12	7.43	16	6.65	Ecuador	88	3.37	86	2.87
Japan	13	7.42	11	7.01	Thailand	89	3.30	80	3.03
Australia	14	7.36	14	6.78	Morocco	90	3.29	100	2.60
Germany	15	7.27	13	6.87	Egypt	91	3.28	92	2.73
Austria	16	7.17	21	6.41	Philippines	92	3.22	95	2.69
United States	17	7.09	17	6.55	Dominican Rep.	93	3.21	89	2.84
France	18	7.09	18	6.48	Fiji	94	3.16	90	2.82
Singapore	19	7.08	15	6.71	Guyana	95	3.08	93	2.73
Israel	20	6.87	23	6.20	Syria	96	3.05	96	2.66
Macao, China	21	6.84	27	5.84	South Africa	97	3.00	94	2.71
Belgium	22	6.83	22	6.31	El Salvador	98	2.89	101	2.57
Ireland	23	6.78	19	6.43	Paraguay	99	2.87	97	2.66
Slovenia	24	6.75	24	6.19	Kyrgyzstan	100	2.84	98	2.60
Spain	25	6.73	25	6.18	Indonesia	101	2.83	107	2.39
Canada	26	6.69	20	6.42	Bolivia	102	2.80	102	2.61
Portugal	27	6.64	29	5.70	Algeria	103	2.82	105	2.41
Italy	28	6.57	26	6.10	Cape Verde	104	2.81	103	2.50
Malta	29	6.43	31	5.68	Sri Lanka	105	2.79	106	2.41
Greece	30	6.28	30	5.70	Honduras	106	2.72	104	2.42
Croatia	31	6.21	36	5.43	Cuba	107	2.69	98	2.62
United Arab Emirates	32	6.19	32	5.63	Guatemala	108	2.65	108	2.39
Estonia	33	6.16	28	5.81	Botswana	109	2.59	109	2.25
Hungary	34	6.04	34	5.47	Uzbekistan	110	2.55	110	2.22
Lithuania	35	6.04	35	5.44	Turkmenistan	111	2.50	111	2.15
Cyprus	36	5.98	43	5.02	Gabon	112	2.42	112	2.10
Czech Republic	37	5.97	37	5.42	Namibia	113	2.36	114	2.06
Poland	38	5.95	41	5.29	Nicaragua	114	2.31	113	2.09
Slovak Republic	39	5.94	40	5.30	Kenya	115	2.24	116	1.74
Latvia	40	5.90	39	5.31	India	116	2.01	117	1.72
Barbados	41	5.83	33	5.47	Cambodia	117	1.99	120	1.63
Armenia & Belarus	42	5.82	38	5.22	Swaziland	118	1.93	115	1.80
Brunei Darussalam	43	5.61	44	4.97	Bhutan	119	1.93	123	1.58
Saudi Arabia	44	5.60	40	5.00	Chad	120	1.90	118	1.60
Bahrain	45	5.57	42	5.16	Lao P.D.R.	121	1.90	119	1.64
Saudi Arabia	46	5.42	55	4.13	Nigeria	122	1.88	120	1.54
Russia	47	5.38	49	4.42	Pakistan	123	1.83	121	1.59
Romania	48	5.20	46	4.67	Zimbabwe	124	1.81	128	1.49
Bulgaria	49	5.19	45	4.75	Senegal	125	1.78	129	1.46
Serbia	50	5.11	47	4.51	Gambia	126	1.74	122	1.59
Montenegro	51	5.03	50	4.29	Yemen	127	1.72	127	1.50
Belarus	52	5.01	58	3.93	Comoros	128	1.67	130	1.44
TFYR Macedonia	53	4.98	52	4.20	Djibouti	129	1.66	124	1.56
Uruguay	54	4.93	51	4.21	Côte d'Ivoire	130	1.61	132	1.43
Chile	55	4.65	54	4.14	Mauritania	131	1.58	126	1.50
Argentina	56	4.64	53	4.16	Angola	132	1.58	136	1.31
Moldova	57	4.47	64	3.57	Togo	133	1.57	134	1.36
Malaysia	58	4.45	57	3.96	Nepal	134	1.56	137	1.28
Turkey	59	4.42	60	3.84	Benin	135	1.54	138	1.27
Oman	60	4.38	68	3.45	Cameroon	136	1.53	133	1.40
Trinidad & Tobago	61	4.36	56	3.99	Bangladesh	137	1.52	135	1.31
Ukraine	62	4.34	59	3.83	Tanzania	138	1.51	141	1.23
Bosnia and Herzegovina	63	4.31	63	3.58	Zambia	139	1.50	131	1.44
Brazil	64	4.22	62	3.72	Uganda	140	1.49	140	1.24
Venezuela	65	4.11	61	3.73	Madagascar	141	1.45	142	1.20
Panama	66	4.09	67	3.52	Rwanda	142	1.44	143	1.18
Maldives	67	4.05	66	3.54	Papua New Guinea	143	1.38	139	1.24
Kazakhstan	68	4.02	72	3.39	Guinea	144	1.31	144	1.16
Mauritius	69	4.00	70	3.43	Mozambique	145	1.30	146	1.10
Costa Rica	70	3.99	69	3.45	Mali	146	1.26	145	1.11
Seychelles	71	3.94	65	3.56	Congo (Dem. Rep.)	147	1.17	147	1.04
Armenia	72	3.87	86	2.94	Eritrea	148	1.09	148	1.03
Jordan	73	3.83	73	3.29	Burkina Faso	149	1.08	149	0.98
Azerbaijan	74	3.78	83	2.97	Ethiopia	150	1.08	150	0.94
Mexico	75	3.75	74	3.26	Niger	151	0.92	152	0.79
Colombia	76	3.75	71	3.39	Chad	152	0.83	151	0.80

ICT Development Index (IDI) :Asia-Pacific (2010-2008)



Economy	Regional Rank 2010	Rank 2010	IDI2010	Rank 2008	IDI2008	Rank Change 2008-2010
Korea (Rep.)	1	1	8.40	1	7.80	0
Hong Kong, China	2	6	7.79	6	7.14	0
New Zealand	3	12	7.43	16	6.65	4
Japan	4	13	7.42	11	7.01	-2
Australia	5	14	7.36	14	6.78	0
Singapore	6	19	7.08	15	6.71	-4
Macao, China	7	21	6.84	27	5.84	6
Brunei Darussalam	8	43	5.61	44	4.97	1
Malaysia	9	58	4.45	57	3.96	-1
Maldives	10	67	4.05	66	3.54	-1
China	11	80	3.55	75	3.17	-5
Viet Nam	12	81	3.53	91	2.76	10
Mongolia	13	86	3.41	87	2.90	1
Iran (I.R.)	14	87	3.39	84	2.96	-3
Thailand	15	89	3.30	80	3.03	-9
Philippines	16	92	3.22	95	2.69	3
Fiji	17	94	3.16	90	2.82	-4
Indonesia	18	101	2.83	107	2.39	6
Sri Lanka	19	105	2.79	106	2.41	1
India	20	116	2.01	117	1.72	1
Cambodia	21	117	1.99	120	1.63	3
Bhutan	22	119	1.93	123	1.58	4
Lao P.D.R.	23	121	1.90	119	1.64	-2
Pakistan	24	123	1.83	121	1.59	-2
Nepal	25	134	1.56	137	1.28	3
Bangladesh	26	137	1.52	135	1.31	-2
Papua New Guinea	27	143	1.38	139	1.24	-4
Average			4.06		3.61	

ASEAN countries : 3 in top 10 and 3 in lowest 10
in the Asia Pacific Region



ITU and ASEAN

**Asia-Pacific Initiatives: Platform
for Cooperation & Partnership
in Bridging the Digital Divide**

Interlinkages between ITU & ASEAN



ITU Development Programs (2011-14)

P1: Information and communication infrastructure and technology development

P2: Cybersecurity, ICT Applications and IP-based network-related issues

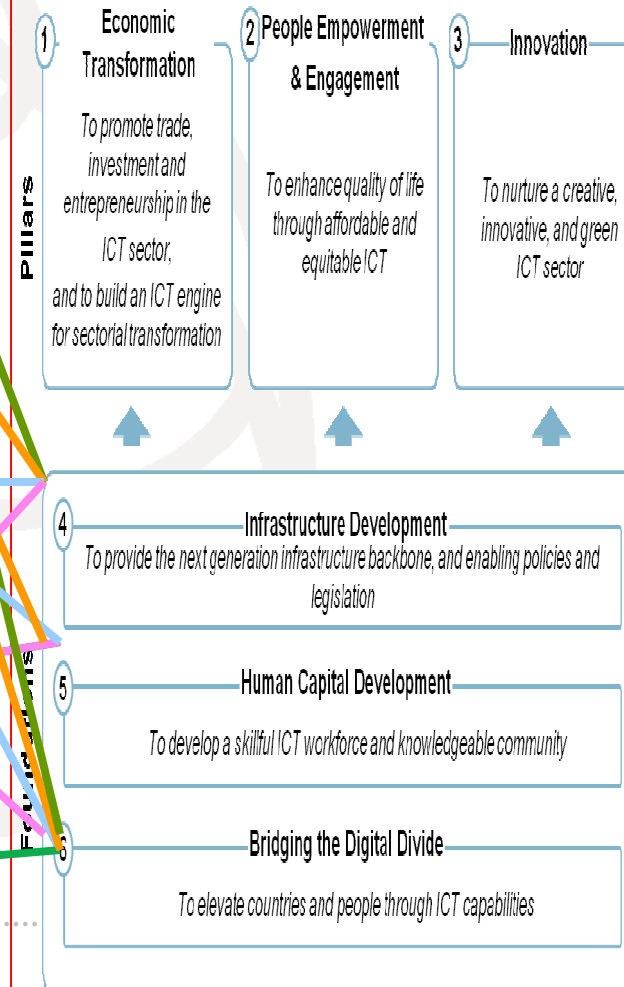
P3: Enabling Environment

P4: Capacity Building and Digital Inclusion

P5: LDCs, countries in special need, emergency telecom and climate change adaptation

ASEAN ICT Master Plan 2015

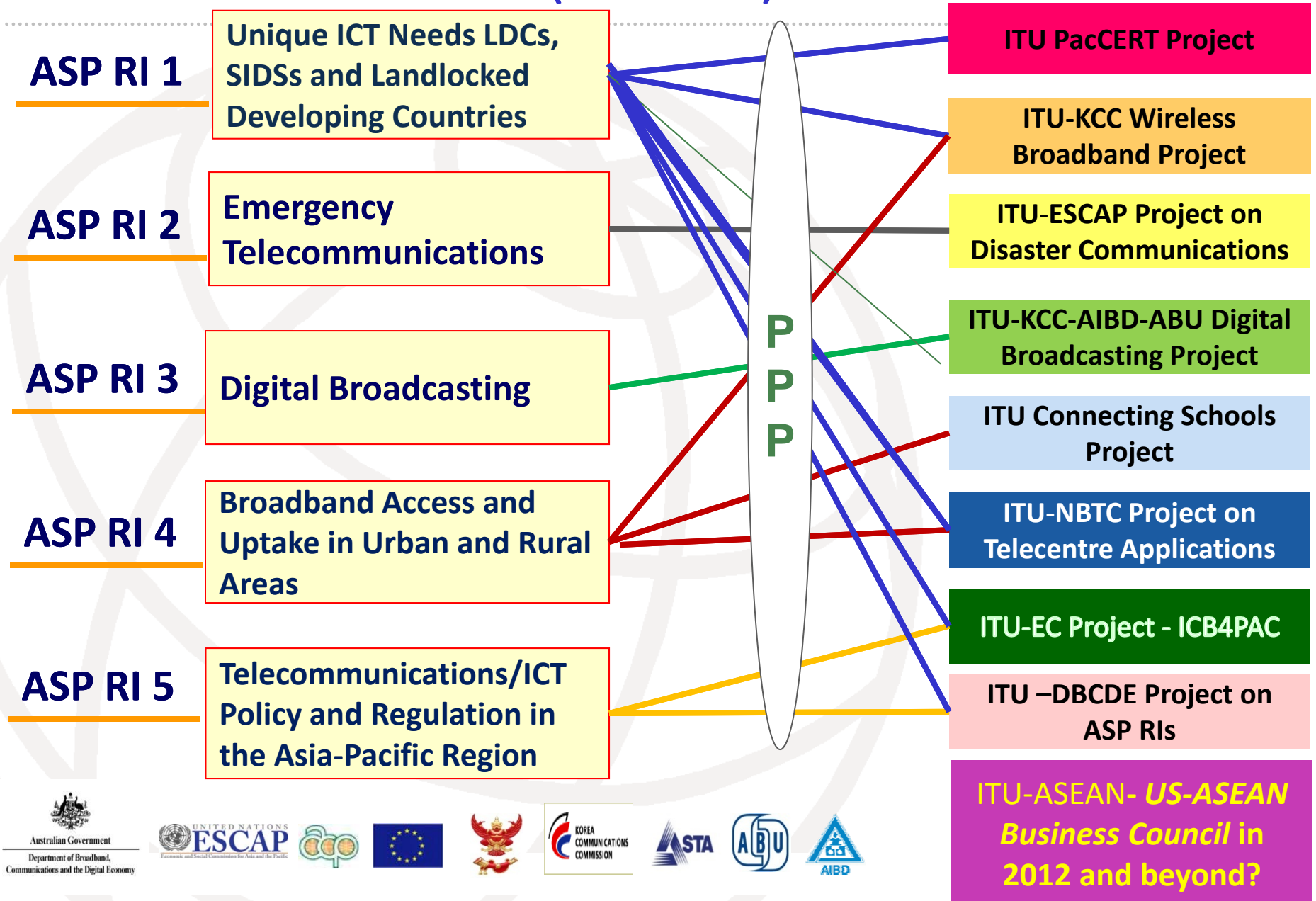
“Towards an Empowering and Transformational ICT: Creating an Inclusive, Vibrant and Integrated ASEAN”



Key Outcomes

- ICT as an engine of growth for ASEAN countries
- Recognition for ASEAN as a global ICT hub
- Enhanced quality of life for peoples of ASEAN
- Contribution towards ASEAN integration

Asia-Pacific Regional Initiatives & Projects: (2011-2014)



Planned Action: ITU-ASEAN (MOU)

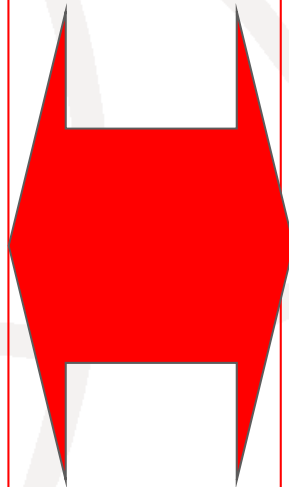


Objective

To strengthen cooperation between ITU and ASEAN in the area of ICT development.

Specific Areas of Cooperation

- ✓ Promoting Network Security
- ✓ Broadband Access and Uptake in Urban and Rural Areas
- ✓ Capacity Building and Digital Inclusion
- ✓ Telecommunication/ICT Policy Assistance
- ✓ Universal Service Mechanisms
- ✓ ICT for Disaster Management
- ✓ Initiatives to support the ASEAN ICT Masterplan 2015



Forms of Collaboration

- ✓ *Joint organization of workshops and/or other capacity building activities*
- ✓ *Joint Study in areas of mutual interest*
- ✓ *Joint implementation of pilot projects*
- ✓ *Dispatch of Experts*

ITU and ASEAN may agree to invite other partners to collaborate in some activities

ITU: Recent Activities in ASEAN & Countries



ASEAN/CLMV

- Study on the Dynamics of Women in the ICT Sector in ASEAN countries (2008)
- ITU-ASEAN Mobile Commerce Forum (2008)
- ITU Regional Workshop on Policy and Regulations for Newly Established Regulators, (Dec 2009)
- Subregional Telecommunication Ministerial Forum for CLMV, (1994-2009)
- CLMV Subregional Workshop on IP/NGN Technologies and Services (Dec 2010)
- ITU-ASEAN Project on CLMV CIRT Country Assessments (2011)
- ITU ASEAN Subregional CIRT Workshop for CLMV
- ITU-ASEAN Forum on Security in Social Network (2012)

ASEAN Countries

- Telecommunication Laws, Policies and Regulations (Cambodia, Lao PDR, Myanmar, Philippines, VietNam)
- Rural Communication and USO (Cambodia, Indonesia, Philippines, Malaysia, Thailand)
- Spectrum-related Actions (Brunei Darussalam, Cambodia, Indonesia, Lao PDR)
- Cybersecurity (Cambodia, Indonesia, Lao PDR, Myanmar and VietNam)
- National ICT Strategic Plan for Lao PDR
- Digital Broadcasting (Cambodia etc.)
- **And many more...!**

ASP CoE

Business Management
Ministry of ICT, Thailand

Broadcasting
Asia Pacific Institute
for Broadcasting Devt

Rural ICT Development
Universiti Utara Malaysia

CYBERSECURITY
IMPACT

ICT APPLICATIONS
Vietnam

Call for Partners



ITU Project Documents prepared for the following themes:

- Telecommunication/ICT Policy, Regulatory and Strategy Initiatives for Developing Countries and Subregions in the Asia Pacific
 - National BB Policies and MasterPlan
 - Upgrading Human Capacity Development Institutions to Bridge the ICT Skills Gap in the Asia Pacific Region
 - e-Govt and ICT Applications for Rural Development
 - Spectrum Management
 - IPTV and Interactive Multimedia Services
 - Development of Satellite Communications Capacity and Emergency Telecommunications Solutions for the Pacific
-



**Looking Forward to
Closer Partnership**

To build

More inclusive & sustainable

ICT Development

in ASEAN, Asia-Pacific

& Beyond !

I
Thank
U



ITU : <http://www.itu.int>

ITU Asia Pacific : <http://www.itu.int/ITU-D/asp/CMS/index.asp>

